



LEAF HINGE



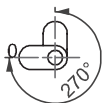
Specifications

- Material:
Body: Zinc Alloy (Zamak) DIN-EN 1774-ZnAl4Cu1
Pin: Stainless Steel
- Maximum hinge rotation 270°

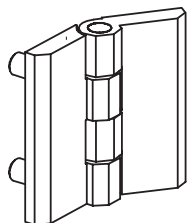
Features

- Generally used for plain / flush-mounted doors
- Stud versions fitted with M5 x 8.5 mm threaded stud
- Stainless steel (AISI 304) hinge pin
- Applications: Electric panels, built-in covers

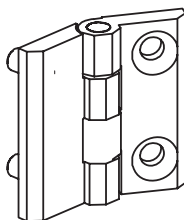
Hinge Rotation Angle



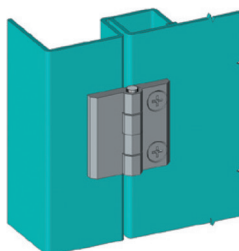
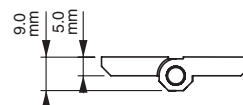
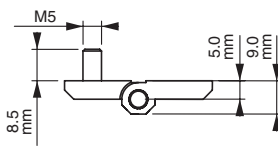
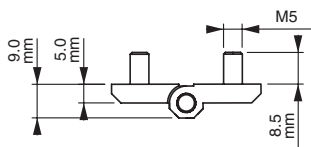
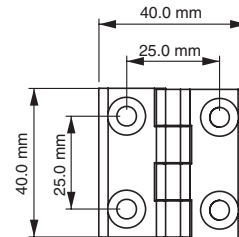
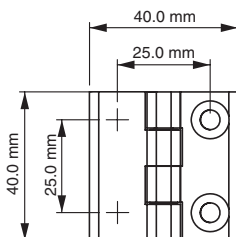
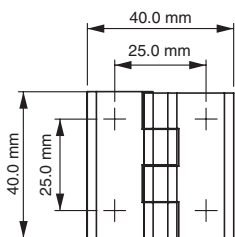
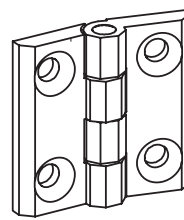
Version 1



Version 2



Version 3



Item Number	Hinge Rotation	Material	Finish	Version
299111	270°	Zinc Alloy	Chrome	1
299112	270°	Zinc Alloy	Chrome	2
299113	270°	Zinc Alloy	Chrome	3
299121	270°	Zinc Alloy	Black	1
299122	270°	Zinc Alloy	Black	2
299123	270°	Zinc Alloy	Black	3
299201	270°	Zinc Alloy	No Finish	1
299202	270°	Zinc Alloy	No Finish	2
299203	270°	Zinc Alloy	No Finish	3