

DEK-OV- 5DC/240AC/800


Order No.: 2964623



<http://eshop.phoenixcontact.de/phoenix/treeViewClick.do?UID=2964623>


Power optocoupler terminal block, input: 5 V DC, output: 10-253 V AC/800 mA, terminal width 6.2 mm



Commercial data	
GTIN (EAN)	 4 017918 130909
sales group	G121
Pack	10 pcs.
Customs tariff	85364190
Catalog page information	Page 121 (IF-2009)

Product notes

WEEE/RoHS-compliant since:
08/10/2006



<http://www.download.phoenixcontact.com>
Please note that the data given here has been taken from the online catalog. For comprehensive information and data, please refer to the user documentation. The General Terms and Conditions of Use apply to Internet downloads.

Technical data	
Input data	
Nominal input voltage U_N	5 V DC
Input voltage range in reference to U_N	0.8 ... 1.2
Switching threshold "0" signal in reference to U_N	≤ 0.4

Switching threshold "1" signal in reference to U_N	≥ 0.8
Typical input current at U_N	10.2 mA
Typical response time	< 10 ms
Typical turn-off time	< 10 ms
Operating voltage display	Yellow LED
Type of protection	Protection against polarity reversal Surge protection
Protective circuit/component	Polarity protection diode
Transmission frequency	10 Hz

Output data

Output nominal voltage range	10 V AC ... 253 V AC (50/60 Hz)
Limiting continuous current	0.8 A (see derating curve)
Maximum inrush current	30 A (t = 10 ms)
Min. load current	10 mA
Leakage current	1.2 mA
Surge current	30 A (t = 10 ms)
Max. load value	4.5 A ² s
Peak offstate voltage	600 V (Periodic peak reverse voltage)
Voltage drop at max. limiting continuous current	≤ 1 V
Output circuit	2-conductor floating, zero voltage switch
Type of protection	RCV circuit
Protective circuit/component	RCV circuit

Connection data

Type of connection	Screw connection
Stripping length	8 mm
Screw thread	M3
Conductor cross section solid min.	0.2 mm ²
Conductor cross section solid max.	4 mm ²
Conductor cross section stranded min.	0.2 mm ²
Conductor cross section stranded max.	2.5 mm ²
Conductor cross section AWG/kcmil min.	24
Conductor cross section AWG/kcmil max	12

General data

Width	6.2 mm
-------	--------

Height	80 mm
Depth	56 mm
Test voltage input/output	2.5 kV AC
Ambient temperature (operation)	-20 °C ... 60 °C
Ambient temperature (storage/transport)	-20 °C ... 70 °C
Mounting position	Any
Assembly instructions	In rows with zero spacing
Operating mode	100% operating factor
Name	Standards/regulations
Standards/regulations	IEC 60664
	EN 50178
	IEC 62103
Rated surge voltage / insulation	Basic insulation
Pollution degree	2
Surge voltage category	III

Certificates / Approvals



Certification GOST

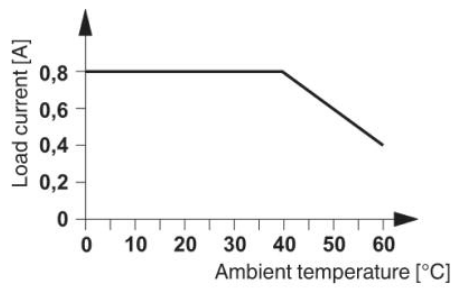
Accessories

Item	Designation	Description
Bridges		
2716648	EB 2- DIK BU	Insertion bridge, Number of positions: 2, Color: blue
2716693	EB 2- DIK RD	Insertion bridge, Number of positions: 2, Color: red
2716651	EB 3- DIK BU	Insertion bridge, Number of positions: 3, Color: blue
2716745	EB 3- DIK RD	Insertion bridge, Number of positions: 3, Color: red
2716664	EB 4- DIK BU	Insertion bridge, Number of positions: 4, Color: blue
2716758	EB 4- DIK RD	Insertion bridge, Number of positions: 4, Color: red
2716677	EB 5- DIK BU	Insertion bridge, Number of positions: 5, Color: blue
2716761	EB 5- DIK RD	Insertion bridge, Number of positions: 5, Color: red

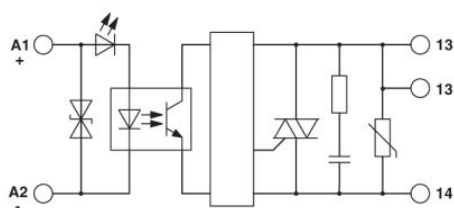
2716680	EB 10- DIK BU	Insertion bridge, Number of positions: 10, Color: blue
2716774	EB 10- DIK RD	Insertion bridge, Number of positions: 10, Color: red
2715940	EB 80- DIK BU	Insertion bridge, Number of positions: 80, Color: blue
2715953	EB 80- DIK RD	Insertion bridge, Number of positions: 80, Color: red
2715788	EB 80- DIK WH	Insertion bridge, Number of positions: 80, Color: white

Diagrams/Drawings

Diagram



Circuit diagram



1 = zero voltage switch

Address

PHOENIX CONTACT Deutschland GmbH
Flachmarktstr. 8
32825 Blomberg, Germany
Phone +49 5235 3 12000
Fax +49 5235 3 41200
<http://www.phoenixcontact.de>



© 2011 Phoenix Contact
Technical modifications reserved;