

Panel feed-through - Q 1,5/3L180/13KU-DSI - 1670400

Please be informed that the data shown in this PDF Document is generated from our Online Catalog. Please find the complete data in the user's documentation. Our General Terms of Use for Downloads are valid (<http://download.phoenixcontact.com>)



Panel feed-through, for internal wall mounting, with dip-solder connection, length of the solder pin: 3.8 mm, hole Ø 3-pos. = 20.8 mm - 0.3



Key commercial data

Packing unit	1 pc
Minimum order quantity	10 pc
GTIN	 4 017918 153182
Weight per Piece (excluding packing)	25.85 GRM
Custom tariff number	85366990
Country of origin	Poland

Technical data

General

Connection	If the conductor is reconnected, it must be cut off above the last contact point. QUICKON components may only be operated when under no load.
Color	green
Connection method	QUICKON connection Dip-solder connection
Note on the internal connection type	The product must be screwed to the PCB before soldering. Self-tapping screws in acc. with ISO 1481-ST 2,9 x 6,5 C.
Number of positions	3
Wrench size, union nut	24 mm
Tightening torque, union nut	2.5 Nm
Wrench size, contact carrier	24 mm
Tightening torque contact carrier	3.75 Nm
Tightening torque, counter nut	3.75 Nm

Panel feed-through - Q 1,5/3L180/13KU-DSI - 1670400

Technical data

General

Number of connections	3
Conductor cross section stranded min.	0.75 mm ²
Conductor cross section stranded max.	1.5 mm ²
Conductor cross section AWG/kcmil min.	18
Conductor cross section AWG/kcmil max	16

Conductor

Structure of individual litz in acc. with VDE 0295 / smallest wire diameter	VDE 0295 Cl.2-5, min. wire diameter 0.2 mm
Wire insulation material	PVC/PE
Wire diameter including insulation	>= 3 mm

Ambient conditions

Degree of protection	IP65
	IP67
Ambient temperature (operation)	-25 °C ... 80 °C
	-25 °C ... 50 °C (when the conductor is connected. Specifications of the cable manufacturer must also be observed.)

Electrical characteristics

Nominal current I _N	17.5 A
Rated voltage (III/3)	250 V
Rated voltage (III/2)	320 V
Rated voltage (II/2)	630 V

Mechanical characteristics

QUICKON connectability	10 (if the conductor is connected more than once, seal and cap may need to be replaced.)
PC QUICKON thread type	Pg13.5
Impact category	4

Material data

Contact material	Copper alloy
Contact surface material	Pre-nickel plated and tin-plated
Contact carrier material	PA 66
Inflammability class according to UL 94	V0
Surge voltage category	III
Pollution degree	3

Panel feed-through - Q 1,5/3L180/13KU-DSI - 1670400

Classifications

eCl@ss

eCl@ss 4.0	27140815
eCl@ss 4.1	27140815
eCl@ss 5.0	27143423
eCl@ss 5.1	27143423
eCl@ss 6.0	27143423
eCl@ss 7.0	27449001
eCl@ss 8.0	27449001

ETIM

ETIM 2.0	EC001297
ETIM 3.0	EC000516
ETIM 4.0	EC000516
ETIM 5.0	EC000516

UNSPSC

UNSPSC 6.01	30211923
UNSPSC 7.0901	39121522
UNSPSC 11	39121522
UNSPSC 12.01	39121522
UNSPSC 13.2	39121522

Approvals

Approvals

Approvals

UL Recognized / cUL Recognized / GOST / cULus Recognized

Ex Approvals

Approvals submitted

Approval details

Panel feed-through - Q 1,5/3L180/13KU-DSI - 1670400

Approvals

UL Recognized	
Nominal current IN	15 A
Nominal voltage UN	250 V

cUL Recognized	
Nominal current IN	11 A
Nominal voltage UN	250 V

GOST	
------	--

cULus Recognized	
------------------	--

Accessories

Accessories

Flat nut

Mounting material - Q-MU PG13,5 M - 1670905



Counter nut, (metal), to lock the contact carrier in the case of aligning

Mounting material

Panel feed-through - Q 1,5/3L180/13KU-DSI - 1670400

Accessories

Nut - Q-MU PG13,5 - 1670484



Nut (plastic) to lock the contact carrier Pg13.5 / 27 WAF

Nut - Q-MU PG11 - 1670471



Nut (plastic) to lock the contact carrier Pg11 / 24 WAF

Protective cap

Filler plugs - Q-PROT13/16 - 1670222



Closing caps, for Pg13/ Pg16, for closing unoccupied connections

Filler plugs - Q-PROT 9/11 - 1670235



Closing cap for Pg9/Pg11 to close unoccupied connections

Nut - Q-SMU PG13,5 SET - 1670756

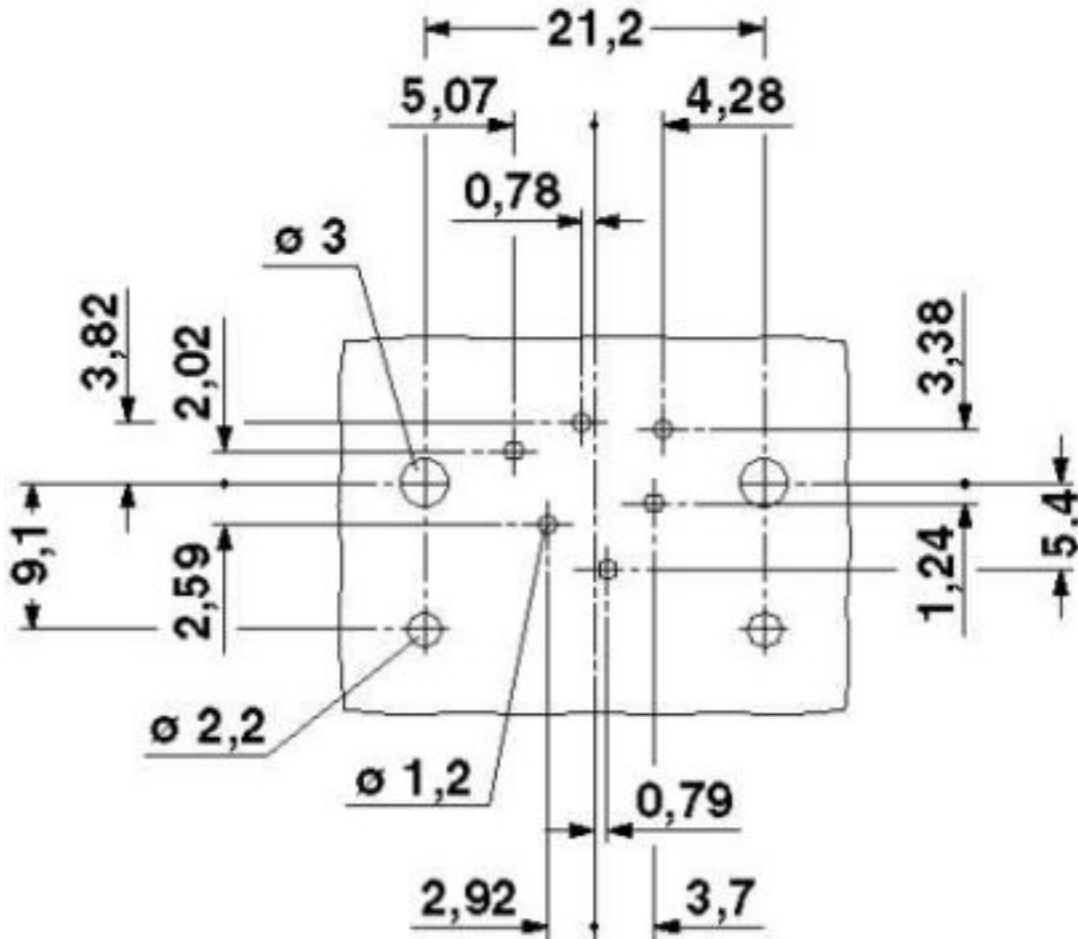


Locking nut, can only be released with wrench, Pg13.5/ WAF 24, coding 1

Panel feed-through - Q 1,5/3L180/13KU-DSI - 1670400

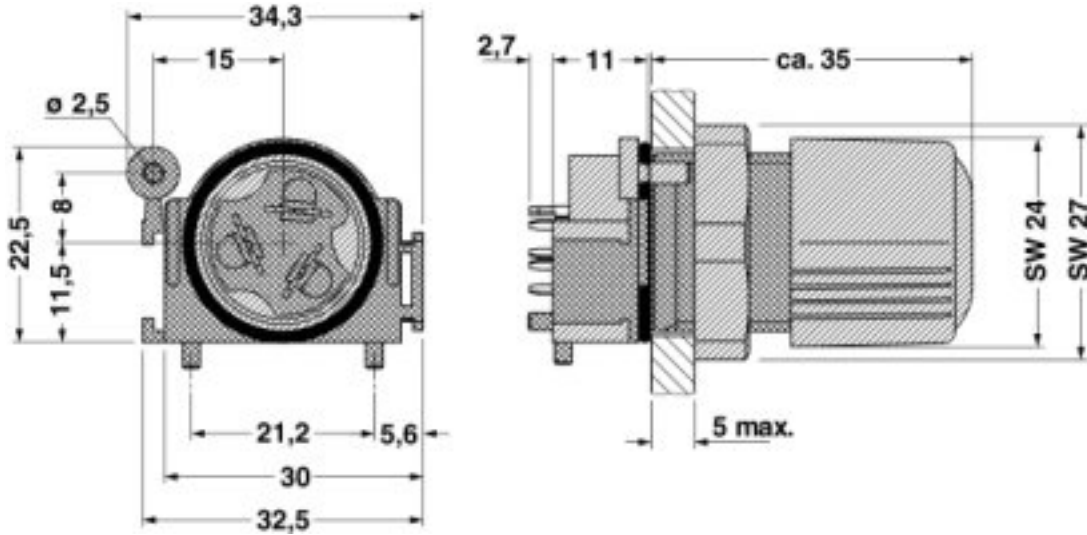
Drawings

Drilling diagram

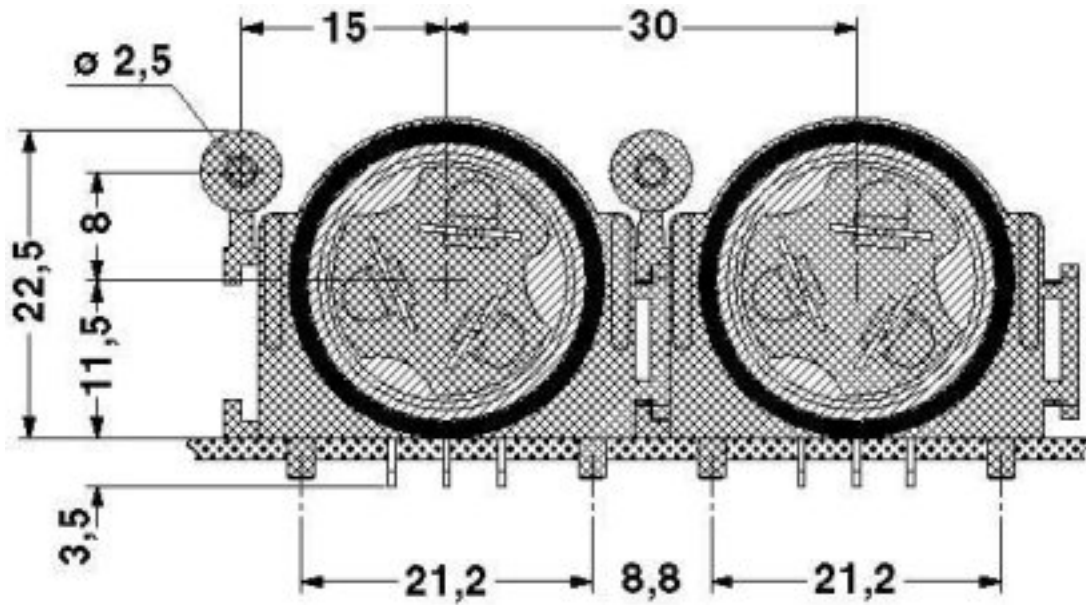


Panel feed-through - Q 1,5/3L180/13KU-DSI - 1670400

Dimensioned drawing



Dimensioned drawing



For aligning PCB versions, 30 mm pitch, Pg13,5 in rows. To lock the contact carrier, the Q-MU PG 13,5 M nut should be used.