

# "High Frequency Ceramic Solutions"

**898 MHz Directional Coupler**

**P/N 0898CP14B035**

Detail Specification: 06/23/03

Page 1 of 2

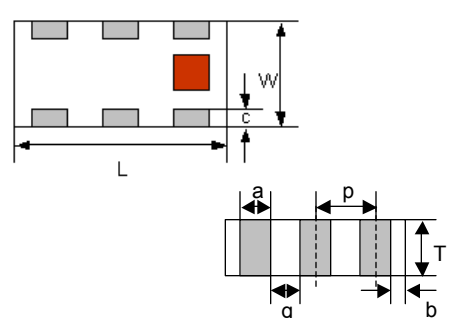
## General Specifications

<b>Part Number</b>	0898CP14B035
<b>Frequency (MHz)</b>	880 - 915
<b>Insertion Loss @ BW</b>	0.25 dB max.
<b>Return Loss</b>	15.6 dB min.
<b>Coupling</b>	20.0±1.0
<b>Isolation</b>	28.0 min

<b>Power Capacity</b>	3.0 Watts max.
<b>Impedance</b>	50 Ω
<b>Operating Temperature</b>	-40 to +85°C
<b>Reel Quantity</b>	4,000

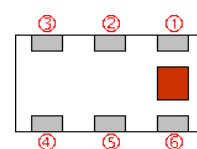
## Mechanical Dimensions

	In	mm
<b>L</b>	0.063 ± 0.004	1.60 ± 0.10
<b>W</b>	0.031 ± 0.004	0.80 ± 0.10
<b>T</b>	0.024 ± 0.004	0.60 ± 0.10
<b>a</b>	0.008 ± 0.004	0.20 ± 0.10
<b>b</b>	0.008 +.004/-0.006	0.20 +0.1/-0.15
<b>c</b>	0.006 ± 0.004	0.15 ± 0.10
<b>g</b>	0.012 ± 0.004	0.30 ± 0.10
<b>p</b>	0.020 ± 0.002	0.50 ± 0.05



## Terminal Configuration

No.	Function
1	IN
2	GND
3	Coupled OUT
4	Termination
5	GND
6	Main OUT

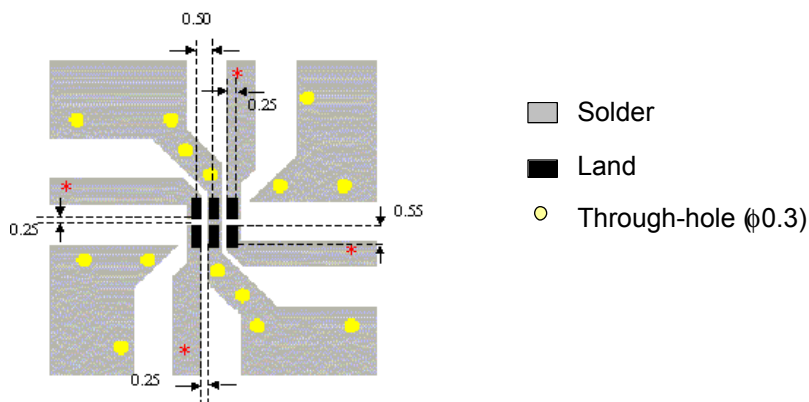


## Mounting Considerations

Mount these devices with brown mark facing up.

Line width should provide 50Ω impedance matching characteristics.

Units: mm



Johanson Technology, Inc. reserves the right to make design changes without notice.

All sales are subject to Johanson Technology, Inc. terms and conditions.



[www.johansontechnology.com](http://www.johansontechnology.com)

931 Via Alondra • Camarillo, CA 93012 • TEL 805.389.1166 FAX 805.389.1821

2003 Johanson Technology, Inc. All Rights Reserved

# "High Frequency Ceramic Solutions"

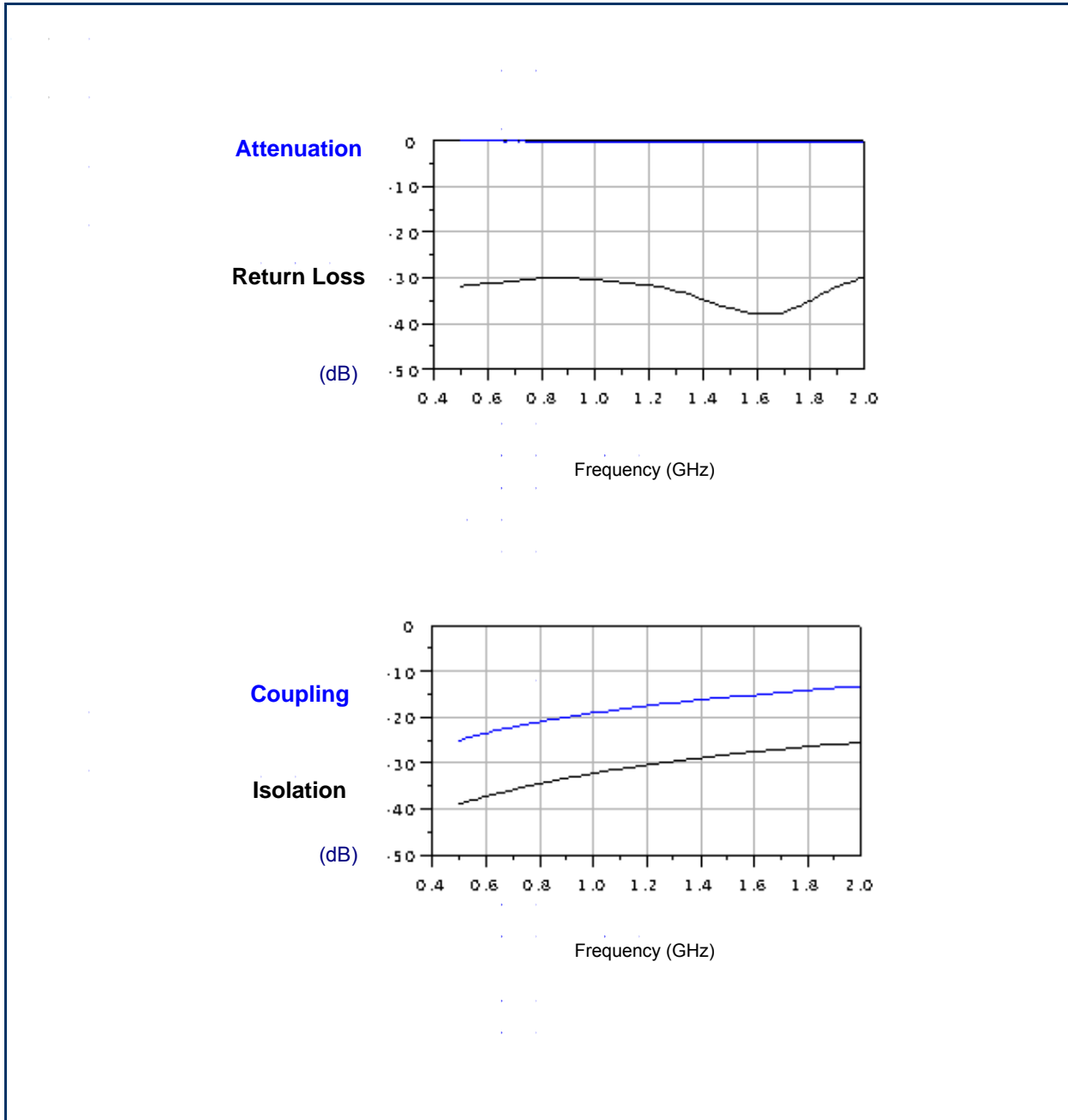
898 MHz Directional Coupler

P/N 0898CP14B035

Detail Specification: 06/23/03

Page 2 of 2

## Typical Electrical Characteristics (T=25°C)



Johanson Technology, Inc. reserves the right to make design changes without notice.

All sales are subject to Johanson Technology, Inc. terms and conditions.



[www.johansontechnology.com](http://www.johansontechnology.com)

931 Via Alondra • Camarillo, CA 93012 • TEL 805.389.1166 FAX 805.389.1821

2003 Johanson Technology, Inc. All Rights Reserved