

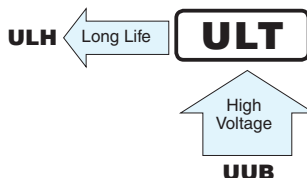
ALUMINUM ELECTROLYTIC CAPACITORS

ULT

Chip Type, High Voltage.
High Temperature Range.



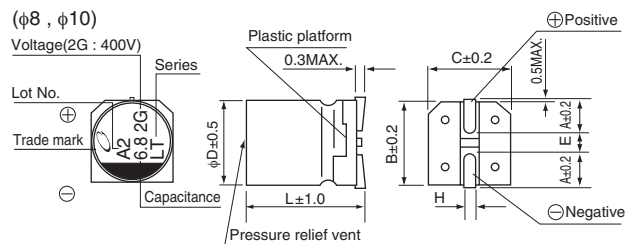
- Chip type, high voltage and high temperature range.
- Load life of 2000 hours at +125°C.
- Applicable to automatic mounting machine using carrier tape.
- Compliant to the RoHS directive (2011/65/EU).



Specifications

Item	Performance Characteristics	
Category Temperature Range	-40 to +125°C	
Rated Voltage Range	160 to 500V	
Rated Capacitance Range	1.8 to 33μF	
Capacitance Tolerance	±20% at 120Hz, 20°C	
Leakage Current	Rated voltage (V)	160-450
	-	0.04CV+100(μA)max.(1 minute's)
Tangent of loss angle (tan δ)	Measurement frequency : 120Hz at 20°C	
	Rated voltage (V)	160 200 250 400 450 500
Stability at Low Temperature	Measurement frequency : 120Hz	
	Impedance ratio ZT / Z20 (MAX.)	Z-40°C / Z+20°C
Endurance	Capacitance change	Within ±30% of the initial capacitance value
	tan δ	300% or less than the initial specified value
Shelf Life	Leakage current	Less than or equal to the initial specified value
	The specifications listed at right shall be met when the capacitors are restored to 20°C after the rated voltage is applied for 2000 hours at 125°C.	
Resistance to soldering heat	Capacitance change	Within ±10% of the initial capacitance value
	tan δ	Less than or equal to the initial specified value
Marking	Leakage current	Less than or equal to the initial specified value
	The capacitors are kept on a hot plate for 30 seconds, which is maintained at 250°C and then performing voltage treatment based on JIS C 5101-4 clause 4.1 at 20°C, they shall meet the characteristic requirements listed at right when they are removed from the plate.	
Black print on the case top.		

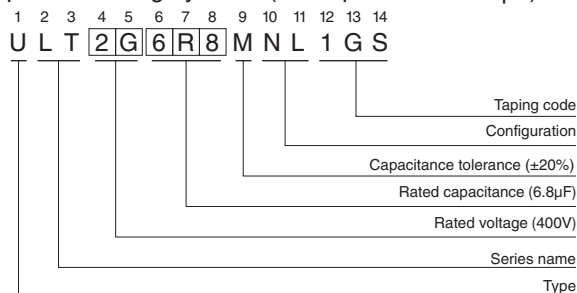
Chip Type



$\phi D \times L$	8 × 10	10 × 10	10 × 13.5
A	2.9	3.2	3.2
B	8.3	10.3	10.3
C	8.3	10.3	10.3
E	3.1	4.5	4.5
L	10	10	13.5
H	0.8 to 1.1	0.8 to 1.1	0.8 to 1.1

Voltage	V	160	200	250	400	450	500
Code	2C	2D	2E	2G	2W	2H	

Type numbering system (Example : 400V 6.8μF)



Dimensions

Cap.(μF)	Code	160		200		250		400		450		500	
		2C	2D	2E	2G	2W	2H	2C	2D	2E	2G	2W	2H
1.8	1R8												
3.3	3R3												
3.9	3R9												
4.7	4R7												
5.6	5R6												
6.8	6R8												
7.5	7R5												
8.2	8R2												
10	100												
12	120												
15	150	8 × 10	45	8 × 10	45								
18	180	8 × 10	45	10 × 10	60	10 × 10	45						
22	220	10 × 10	60	10 × 10	60	10 × 13.5	50						
27	270												
33	330	10 × 13.5	65	10 × 13.5	65								

Rated ripple current (mArms) at 125°C 120Hz

Frequency coefficient of rated ripple current

Frequency	50 Hz	120 Hz	300 Hz	1 kHz	10kHz or more
Coefficient	0.70	1.00	1.17	1.36	1.50

- Taping specifications are given in page 23.
- Recommended land size, soldering by reflow are given in page 18, 19.
- Please refer to page 3 for the minimum order quantity.