

# Lightning/surge arrester type 1/2 - VAL-MS-T1/T2 335/12.5/3+1-FM - 2800183

Please be informed that the data shown in this PDF Document is generated from our Online Catalog. Please find the complete data in the user's documentation. Our General Terms of Use for Downloads are valid (<http://phoenixcontact.com/download>)




Universal varistor-based plug-in lightning/surge arrester for 3-phase power supply networks with separate N and PE (5-conductor system: L1, L2, L3, N, PE), for Lightning Protection Levels III and IV, with remote indication contact.

## Why buy this product

- Plugs can be checked with CHECKMASTER
- With floating remote indication contact
- Secure hold of plugs in the event of high lightning current loads and strong vibrations thanks to new latching
- Optical, mechanical status indication for the individual arresters
- Pluggable
- Thermal disconnect device for each individual plug
- Mechanical coding of all slots



## Key Commercial Data

Packing unit	1 STK
GTIN	 4 046356 518550
GTIN	4046356518550

## Technical data

### Dimensions

Height	98.7 mm
Width	71.2 mm
Depth	77.5 mm (incl. DIN rail 7.5 mm)
Horizontal pitch	4 Div.

### Ambient conditions

Degree of protection	IP20 (only when all terminal points are used)
Ambient temperature (operation)	-40 °C ... 80 °C

# Lightning/surge arrester type 1/2 - VAL-MS-T1/T2 335/12.5/3+1-FM - 2800183

## Technical data

### Ambient conditions

Ambient temperature (storage/transport)	-40 °C ... 80 °C
Altitude	≤ 2000 m (amsl (above mean sea level))
Permissible humidity (operation)	5 % ... 95 %
Shock (operation)	30g (Half-sine / 11 ms / 3x ±X, ±Y, ±Z)
Vibration (operation)	7.5g (10 ... 500 Hz / 2.5 h / X, Y, Z)

### General

IEC test classification	I / II
	T1 / T2
	T1
	I
EN type	T1 / T2
	T1
IEC power supply system	TT
	TN-S
Mode of protection	L-N
	L-PE
	N-PE
Mounting type	DIN rail: 35 mm
Color	jet black RAL 9005
Housing material	PA 6.6
	PBT
Degree of pollution	2
Flammability rating according to UL 94	V-0
Type	DIN rail module, two-section, divisible
Number of positions	4
Surge protection fault message	Optical, remote indicator contact

### Protective circuit

Nominal voltage $U_N$	240/415 V AC (TN-S)
	240/415 V AC (TT)
Nominal frequency $f_N$	50 Hz (60 Hz)
Maximum continuous operating voltage $U_C$ (L-N)	335 V AC
Maximum continuous operating voltage $U_C$ (L-PE)	335 V AC
Maximum continuous voltage $U_C$ (N-PE)	264 V AC
Rated load current $I_L$	80 A
Residual current $I_{PE}$	≤ 5 μA
Standby power consumption $P_C$	≤ 810 mVA
Nominal discharge current $I_n$ (8/20) μs (L-N)	12.5 kA
Nominal discharge current $I_n$ (8/20) μs (L-PE)	12.5 kA

# Lightning/surge arrester type 1/2 - VAL-MS-T1/T2 335/12.5/3+1-FM - 2800183

## Technical data

### Protective circuit

Nominal discharge current $I_n$ (8/20) $\mu$ s (N-PE)	50 kA
Maximum discharge current $I_{max}$ (8/20) $\mu$ s	50 kA
Impulse discharge current (10/350) $\mu$ s (L-N), charge	6.25 As
Impulse discharge current (10/350) $\mu$ s (L-N), specific energy	39 kJ/ $\Omega$
Impulse discharge current (10/350) $\mu$ s (L-N), peak current value $I_{imp}$	12.5 kA
Impulse discharge current (10/350) $\mu$ s (L-PE), charge	6.25 As
Impulse discharge current (10/350) $\mu$ s (L-PE), specific energy	39 kJ/ $\Omega$
Impulse discharge current (10/350) $\mu$ s (L-PE), peak current value $I_{imp}$	12.5 kA
Impulse discharge current (10/350) $\mu$ s (N-PE), charge	25 As
Impulse discharge current (10/350) $\mu$ s (N-PE), specific energy	625 kJ/ $\Omega$
Impulse discharge current (10/350) $\mu$ s (N-PE), peak current value $I_{imp}$	50 kA
Total discharge current $I_{total}$ (8/20) $\mu$ s	50 kA
Total discharge current $I_{total}$ (10/350) $\mu$ s	50 kA
Follow current interrupt rating $I_{fi}$ (N-PE)	100 A
Short-circuit current rating $I_{SCCR}$	25 kA
Voltage protection level $U_p$ (L-N)	$\leq 1.2$ kV
	$\leq 1.6$ kV (30 kA - 8/20 $\mu$ s)
Voltage protection level $U_p$ (L-PE)	$\leq 2$ kV
Voltage protection level $U_p$ (N-PE)	$\leq 1.7$ kV
Residual voltage $U_{res}$ (L-N)	$\leq 1.2$ kV (at $I_n$ )
	$\leq 1.1$ kV (at 10 kA)
	$\leq 1$ kV (at 5 kA)
	$\leq 0.9$ kV (at 3 kA)
Residual voltage $U_{res}$ (L-PE)	$\leq 2$ kV (at $I_n$ )
	$\leq 1.5$ kV (at 10 kA)
	$\leq 1.2$ kV (at 5 kA)
	$\leq 1.1$ kV (at 3 kA)
Residual voltage $U_{res}$ (N-PE)	$\leq 0.6$ kV (at $I_n$ )
	$\leq 0.5$ kV (at 10 kA)
	$\leq 0.5$ kV (at 5 kA)
	$\leq 0.4$ kV (at 3 kA)
TOV behavior at $U_T$ (L-N)	415 V AC (5 s / withstand mode)
	457 V AC (120 min / safe failure mode)
TOV behavior at $U_T$ (N-PE)	1200 V AC (200 ms / withstand mode)
Response time $t_A$ (L-N)	$\leq 25$ ns
Response time $t_A$ (L-PE)	$\leq 100$ ns
Response time $t_A$ (N-PE)	$\leq 100$ ns
Max. backup fuse with V-type through wiring	80 A (gG - 16 mm <sup>2</sup> )

# Lightning/surge arrester type 1/2 - VAL-MS-T1/T2 335/12.5/3+1-FM - 2800183

## Technical data

### Protective circuit

Max. backup fuse with branch wiring	160 A (gG)
-------------------------------------	------------

### Indicator/remote signaling

Switching function	PDT contact
Operating voltage	5 V AC ... 250 V AC
	30 V DC
Operating current	5 mA AC ... 1.5 A AC
	1 A DC
Connection method	Plug-in/screw connection via COMBICON
Screw thread	M2
Tightening torque	0.25 Nm
Stripping length	7 mm
Conductor cross section flexible	0.14 mm <sup>2</sup> ... 1.5 mm <sup>2</sup>
Conductor cross section solid	0.14 mm <sup>2</sup> ... 1.5 mm <sup>2</sup>
Conductor cross section AWG	28 ... 16

### Connection data

Connection method	Screw connection
Screw thread	M5
Tightening torque	3 Nm (1,5 mm <sup>2</sup> ... 16 mm <sup>2</sup> )
	4.5 Nm (25 mm <sup>2</sup> ... 35 mm <sup>2</sup> )
Stripping length	16 mm
Conductor cross section flexible	1.5 mm <sup>2</sup> ... 25 mm <sup>2</sup>
Conductor cross section solid	1.5 mm <sup>2</sup> ... 35 mm <sup>2</sup>
Conductor cross section AWG	15 ... 2
Connection method	Fork-type cable lug
Conductor cross section flexible	1.5 mm <sup>2</sup> ... 16 mm <sup>2</sup>

### UL specifications

SPD Type	4CA
Maximum continuous operating voltage MCOV (L-L)	670 V AC
Maximum continuous operating voltage MCOV (L-N)	335 V AC
Maximum continuous operating voltage MCOV (L-G)	335 V AC
Maximum continuous operating voltage MCOV (N-G)	264 V AC
Nom. voltage	240/415 V AC
Mode of protection	L-L
	L-N
	L-G
	N-G
Power distribution system	3Y
Nominal frequency	50/60 Hz

# Lightning/surge arrester type 1/2 - VAL-MS-T1/T2 335/12.5/3+1-FM - 2800183

## Technical data

### UL specifications

Measured limiting voltage MLV (L-L)	3570 V
Measured limiting voltage MLV (L-N)	2630 V
Measured limiting voltage MLV (L-G)	3600 V
Measured limiting voltage MLV (N-G)	2600 V
Nominal discharge current $I_n$ (L-L)	20 kA
Nominal discharge current $I_n$ (L-N)	20 kA
Nominal discharge current $I_n$ (L-G)	20 kA
Nominal discharge current $I_n$ (N-G)	20 kA

### UL indicator/remote signaling

Operating voltage	125 V AC
Operating current	1 A AC
Tightening torque	4 lb <sub>F</sub> -in.
Conductor cross section AWG	30 ... 14

### UL connection data

Conductor cross section AWG	10 ... 2
Tightening torque	30 lb <sub>F</sub> -in.

### Standards and Regulations

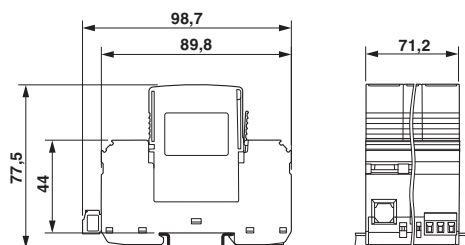
Standards/regulations	IEC 61643-11 2011
	EN 61643-11 2012

### Environmental Product Compliance

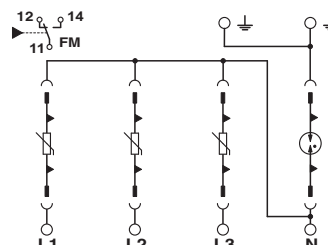
China RoHS	Environmentally Friendly Use Period = 50
	For details about hazardous substances go to tab "Downloads", Category "Manufacturer's declaration"

## Drawings

Dimensional drawing

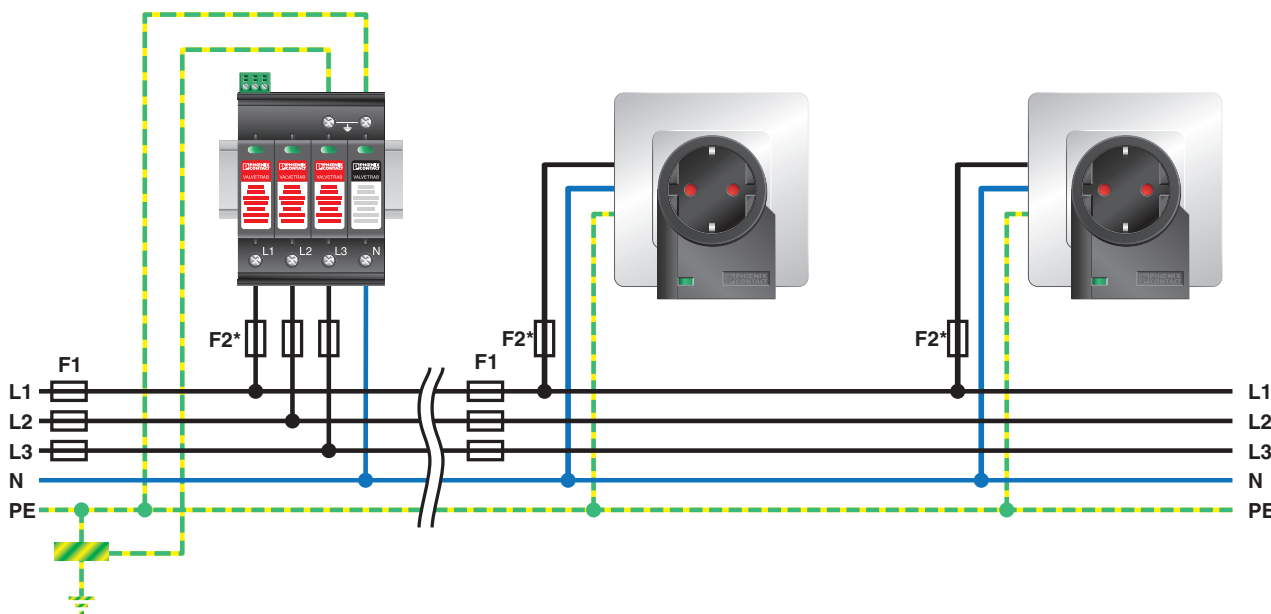


Circuit diagram



# Lightning/surge arrester type 1/2 - VAL-MS-T1/T2 335/12.5/3+1-FM - 2800183

Application drawing



## Approvals

Approvals

Approvals

KEMA-KEUR / ÖVE / CCA / IEC60060 CB Scheme / UL Recognized / cUL Recognized / EAC / EAC / DNV GL / cULus Recognized

Ex Approvals

## Approval details

KEMA-KEUR



<http://www.dekra-certification.com>

2162496-01

# Lightning/surge arrester type 1/2 - VAL-MS-T1/T2 335/12.5/3+1-FM - 2800183

## Approvals

ÖVE		<a href="https://www.ove.at/en/certification-pz/certification-register/">https://www.ove.at/en/certification-pz/certification-register/</a>	18583-009-06
CCA			NTR-AT 1906
IECEE CB Scheme		<a href="http://www.iecee.org/">http://www.iecee.org/</a>	AT 2584
UL Recognized		<a href="http://database.ul.com/cgi-bin/XYV/template/LISEXT/1FRAME/index.htm">http://database.ul.com/cgi-bin/XYV/template/LISEXT/1FRAME/index.htm</a>	FILE E 330181
cUL Recognized		<a href="http://database.ul.com/cgi-bin/XYV/template/LISEXT/1FRAME/index.htm">http://database.ul.com/cgi-bin/XYV/template/LISEXT/1FRAME/index.htm</a>	FILE E 330181
EAC			RU C- DE.A*30.B01561
EAC			EAC-Zulassung
DNV GL		<a href="http://exchange.dnv.com/tari/">http://exchange.dnv.com/tari/</a>	TAE00001N9
cULus Recognized		<a href="http://database.ul.com/cgi-bin/XYV/template/LISEXT/1FRAME/index.htm">http://database.ul.com/cgi-bin/XYV/template/LISEXT/1FRAME/index.htm</a>	

Phoenix Contact 2018 © - all rights reserved  
<http://www.phoenixcontact.com>

PHOENIX CONTACT GmbH & Co. KG  
Flachsmarktstr. 8  
32825 Blomberg  
Germany  
Tel. +49 5235 300  
Fax +49 5235 3 41200  
<http://www.phoenixcontact.com>