

LOC	DIST	REVISIONS			
P	LTR	DESCRIPTION	DATE	DN	APVD
C		REV PER ECO 12-010602	6-7-12	CT	WB

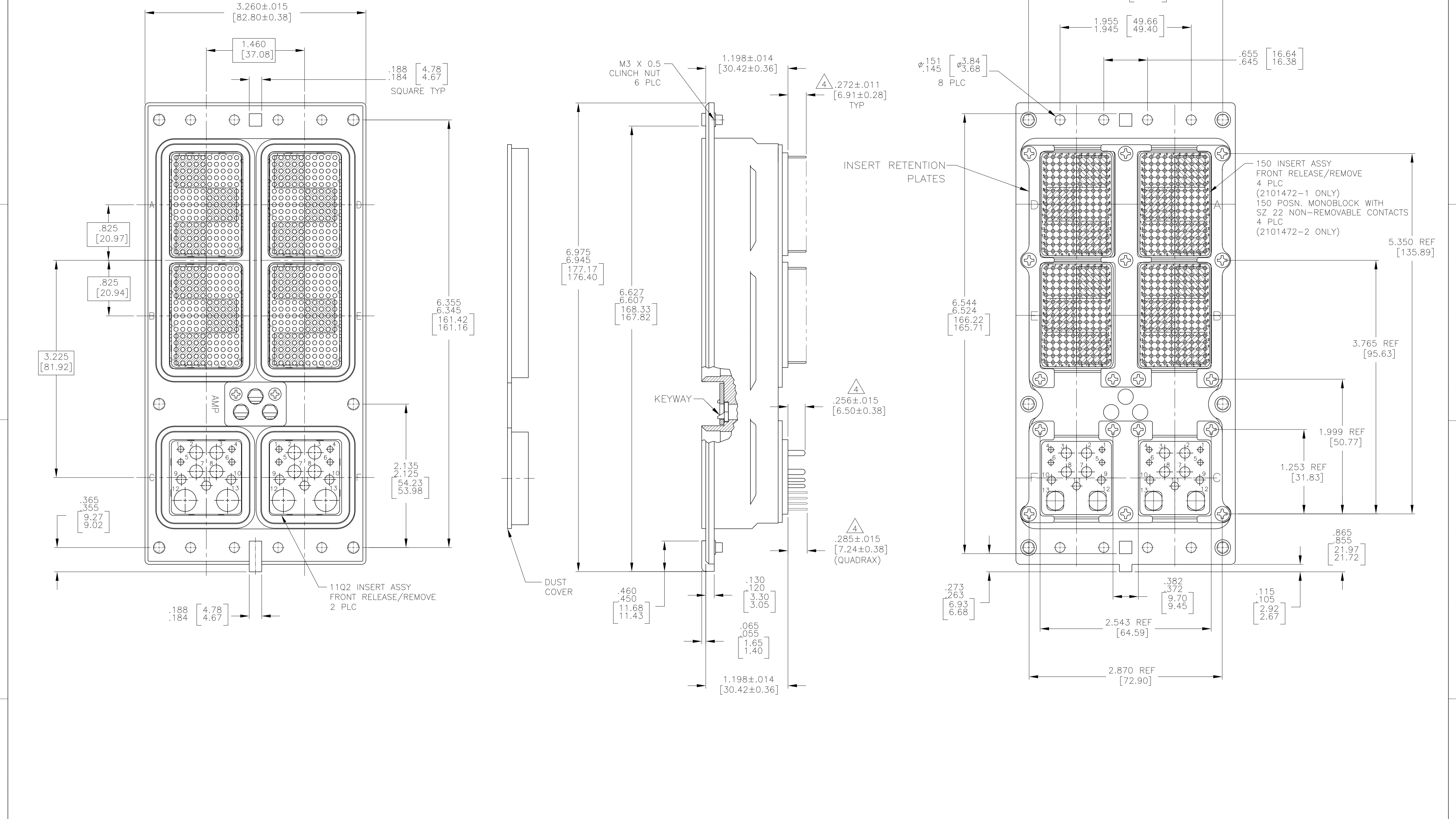
<p>MODULE A 150 POSITION MONOBLOCK WITH NON-REMOVABLE CONTACTS SEE SHEET #3 FOR SELECTIVE LOADING DETAIL (CONTACT QTY = 121)</p> <p>MODULE B 150 POSITION MONOBLOCK WITH NON-REMOVABLE CONTACTS SEE SHEET #3 FOR SELECTIVE LOADING DETAIL (CONTACT QTY = 68)</p> <p>MODULE C SZ 12 POSTED PIN CONTACT; TE P/N 1-448140-8 (QTY=4) SZ 16 POSTED PIN CONTACT; TE P/N 1-448139-4 (QTY=3) SZ 20 POSTED PIN CONTACT; TE P/N 1-448138-2 (QTY=4) QUADRAX POSTED CONTACT TE P/N 1445626-4 (QTY=2)</p> <p>MODULE D 150 POSITION MONOBLOCK WITH NON-REMOVABLE CONTACTS SEE SHEET #3 FOR SELECTIVE LOADING DETAIL (CONTACT QTY = 96)</p> <p>MODULE E 150 POSITION MONOBLOCK WITH NON-REMOVABLE CONTACTS SEE SHEET #3 FOR SELECTIVE LOADING DETAIL (CONTACT QTY = 59)</p> <p>MODULE F SZ 12 POSTED PIN CONTACT; TE P/N 1-448140-8 (QTY=4) SZ 16 POSTED PIN CONTACT; TE P/N 1-448139-4 (QTY=3) SZ 20 POSTED PIN CONTACT; TE P/N 1-448138-2 (QTY=4) QUADRAX POSTED CONTACT TE P/N 1445626-4 (QTY=2)</p>	2101472-2
<p>MODULE A SZ 22 POSTED SKT CONTACT; TE P/N 211431-4 (QTY=121) SEE SHEET #3 FOR SELECTIVE LOADING DETAIL SZ 22 FILLER PLUG; TE P/N 1663767-1 (QTY=29)</p> <p>MODULE B SZ 22 POSTED SKT CONTACT; TE P/N 211431-4 (QTY=68) SEE SHEET #3 FOR SELECTIVE LOADING DETAIL SZ 22 FILLER PLUG; TE P/N 1663767-1 (QTY=82)</p> <p>MODULE C SZ 12 POSTED PIN CONTACT; TE P/N 1-448140-8 (QTY=4) SZ 16 POSTED PIN CONTACT; TE P/N 1-448139-4 (QTY=3) SZ 20 POSTED PIN CONTACT; TE P/N 1-448138-2 (QTY=4) QUADRAX POSTED CONTACT TE P/N 1445626-4 (QTY=2) SEE SHEET #3 FOR SELECTIVE LOADING DETAIL</p> <p>MODULE D SZ 22 POSTED SKT CONTACT; TE P/N 211431-4 (QTY=96) SEE SHEET #3 FOR SELECTIVE LOADING DETAIL SZ 22 FILLER PLUG; TE P/N 1663767-1 (QTY=54)</p> <p>MODULE E SZ 22 POSTED SKT CONTACT; TE P/N 211431-4 (QTY=59) SEE SHEET #3 FOR SELECTIVE LOADING DETAIL SZ 22 FILLER PLUG; TE P/N 1663767-1 (QTY=91)</p> <p>MODULE F SZ 12 POSTED PIN CONTACT; TE P/N 1-448140-8 (QTY=4) SZ 16 POSTED PIN CONTACT; TE P/N 1-448139-4 (QTY=3) SZ 20 POSTED PIN CONTACT; TE P/N 1-448138-2 (QTY=4) QUADRAX POSTED CONTACT TE P/N 1445626-4 (QTY=2)</p>	2101472-1
CONTACTS INCLUDED AND INSTALLED	PART NUMBER

COMPONENT	MATERIAL	FINISH
SHELL	DIE CAST ALUMINUM PER ASTM-B-85	CHEMICAL CONVERSION COATING PER MIL-DTL-5541 TYPE II, CLASS 3
RETENTION PLATES	ALUMINUM ALLOY PER ASTM-B-209	CHEMICAL CONVERSION COATING PER MIL-DTL-5541 TYPE II, CLASS 3
SCREWS AND LOCKWASHERS	STEEL OR STAINLESS STEEL	CHROMATE OVER ZINC OR PASSIVATED
POLARIZING KEYS	ZINC ALLOY PER ASTM-B-86	-
POLARIZING KEY RETAINING PLATE	ALUMINUM ALLOY PER ASTM-B-209	BLUE ANODIZED PER MIL-A-8625
150 & 11Q2 INSERTS	THERMOSET	-
FILLER PLUGS	TEFLON	-

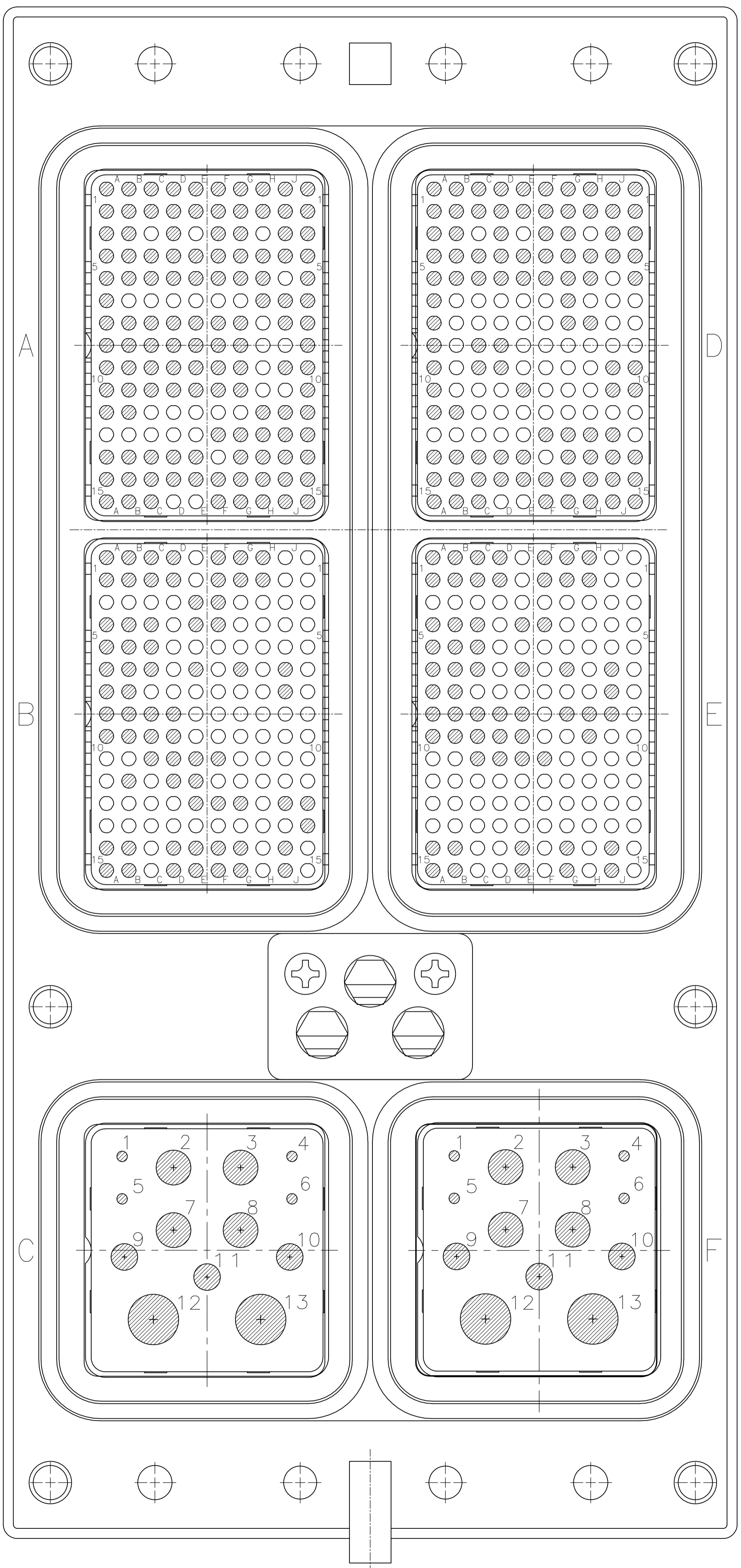
WITH STAMP & FORMED SZ 22 CONTACTS	"27"	2101472-2
WITH REMOVABLE SZ 22 CONTACTS	"27"	2101472-1
REMARKS	KEYING POSITION	PART NUMBER
THIS DRAWING IS A CONTROLLED DOCUMENT. STE TE Connectivity DIMENSIONS: INCHES [mm] TOLERANCES UNLESS OTHERWISE SPECIFIED: 0. PLC ± - 1. PLC ± - 2. PLC ± - 3. PLC ± - 4. PLC ± - ANGLES ± - MATERIAL SEE TABLE FINISH SEE TABLE WEIGHT -- SIZE CAGE CODE DRAWING NO. RESTRICTED TO A1 00779 C=2101472 CUSTOMER DRAWING SCALE 3:2 SHEET 1 OF 3 REV C		

- CONNECTOR DIMENSIONS ARE PER ARINC 600 SPECIFICATION
- DUST COVERS ARE INSTALLED FOR SHIPPING.
- KEYING SHOWN IN POSITION "01" FOR REFERENCE ONLY. SEE TABLE FOR KEYING POSITION. FOR POSITION "00" KEYING SHIPPED UNASSEMBLED.
- WITH CONTACTS FULLY SEATED TO THE REAR OF INSERT.
- CONTACTS NOT SHOWN IN FRONT & REAR VIEWS FOR CLARITY. SEE SELECTIVE LOADING CHART FOR CONTACT POSITIONS. (SHEET #3)

LOC		DIST		REVISIONS			
F	LTR	DESCRIPTION	DATE	DN	APVD		
-	-	SEE SHEET #1	-	-	-	-	-

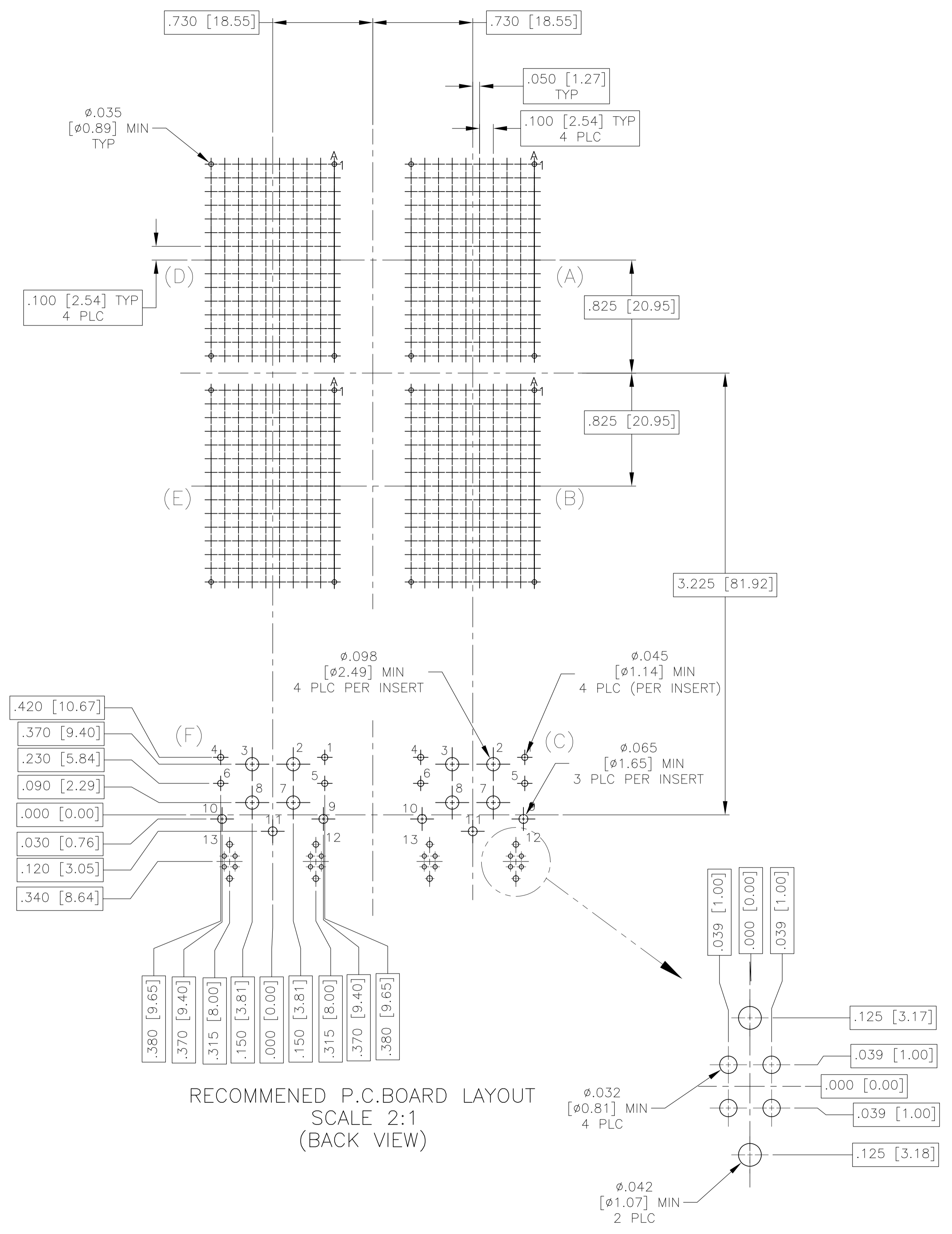


THIS DRAWING IS A CONTROLLED DOCUMENT.		DIN C.C.THOMAS 6-26-09	TE Connectivity
DIMENSIONS: INCHES [mm]		CHK K.HOGAN 6-26-09	
TOLERANCES UNLESS OTHERWISE SPECIFIED:		APVD K.HOGAN 6-26-09	NAME RCPT ASSY, SIZE 3, ARINC 600 (150/150/11Q2/150/150/11Q2) WITH SELECTIVE LOADING
0 PLC ± - 1 PLC ± - 2 PLC ± - 3 PLC ± - 4 PLC ± - ANGLES ± -		PRODUCT SPEC	
MATERIAL SEE TABLE	FINISH SEE TABLE	APPLICATION SPEC	RESTRICTED TO
WEIGHT		SIZE A1	CAGE CODE 00779
CUSTOMER DRAWING		DRAWING NO. C=2101472	SCALE 3:2
		SHEET 2 OF 3	REV C



SELECTIVE LOADING DETAIL
SCALE 3:1
MATING FACE VIEW

= LOADED CAVITY
 = FILLER PLUG (-1)
 = EPOXY FILLED (-2)
 (150 MONOBLOCK ONLY)



THIS DRAWING IS A CONTROLLED DOCUMENT.		DNW C.C.THOMAS 6-26-09	TE Connectivity
DIMENSIONS: INCHES [mm]		CHK K.HOGAN 6-26-09	
TOLERANCES UNLESS OTHERWISE SPECIFIED:		NAME K.HOGAN 6-26-09	RCPT ASSY, SIZE 3, ARINC 600 (150/150/11Q2/150/150/11Q2) WITH SELECTIVE LOADING
0 PLC ± - 1 PLC ± - 2 PLC ± - 3 PLC ± - 4 PLC ± - ANGLES ± -		PRODUCT SPEC APPLICATION SPEC SIZE CASE CODE DRAWING NO WEIGHT CUSTOMER DRAWING	
MATERIAL SEE TABLE	FINISH SEE TABLE	RESTRICTED TO	A1 00779 C=2101472 SCALE 3:2 SHEET 3 OF 3 REV C