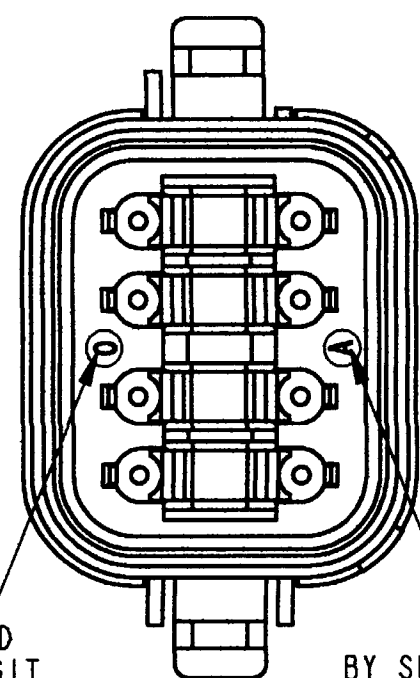


CONTACT SIZE	MIN. INSUL O.D.	MAX. INSUL O.D.	WIRE RANGE [mm ²]
16	.053 [1.35]	.120 [3.05]	14-20 AWG [2.0-0.5]

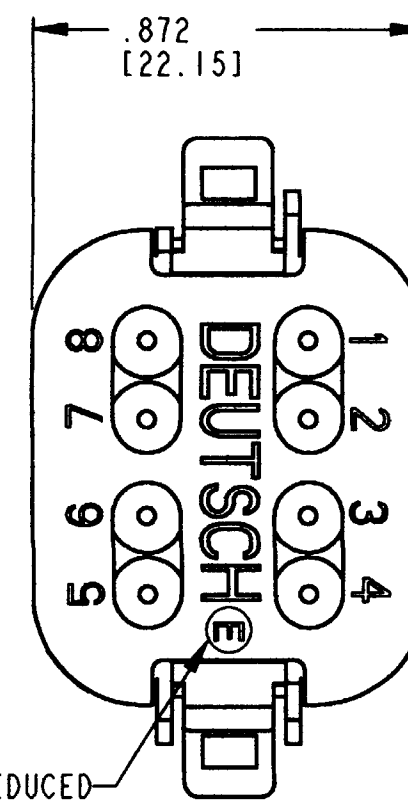
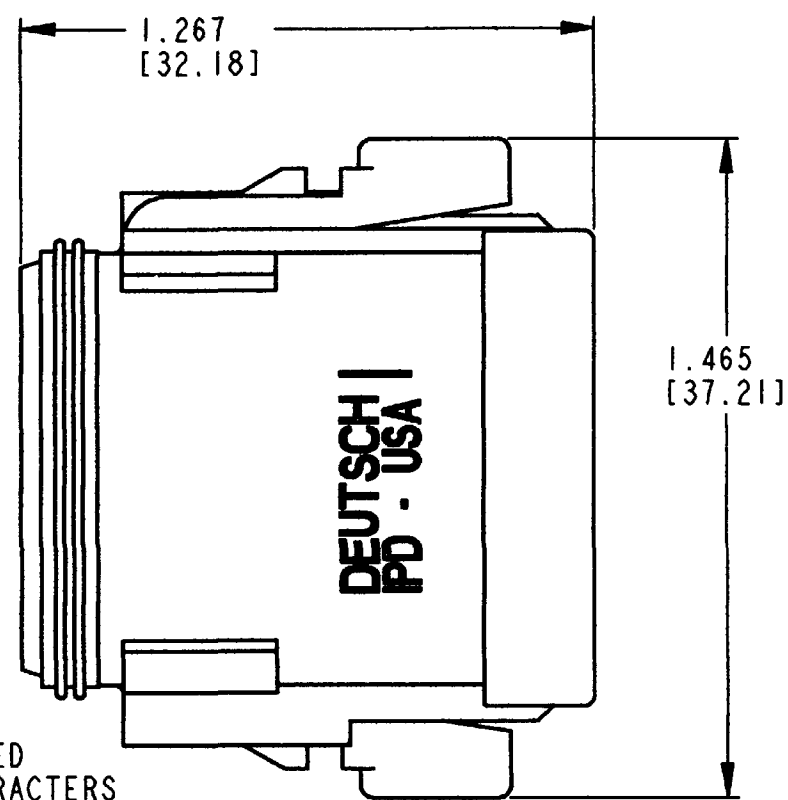
REV B DT06-08SA-CE11

REVISIONS			
SYM	DESCRIPTION	DATE	APPROVED
NC	NEW RELEASE PER E.O. P15989	3/29/99	R.D.R
A	REVISED PER E.O. P16866	9/21/00	R.D.R
B	REVISED PER E.O. P17457	10-18-01	RDR
		10-26-01	RDR



DATE CODE
YEAR IS REPRESENTED
BY LAST NUMERICAL DIGIT.
EX: 0 = 2000.

DATE CODE
MONTH IS REPRESENTED
BY SEQUENTIAL ALPHA CHARACTERS
EX: A = JANUARY



-E- DESIGNATES REDUCED
DIAMETER WIRE SEAL

5. THE MATING WEDGE TO THIS PLUG IS THE W8S-P012 (SOLD SEPARATELY).
4. THIS PART MATES WITH THE DT04-08PA-**** (**** = ALL MODIFICATIONS). CONSULT FACTORY FOR MODIFICATIONS.
3. FOR CONTACTS AND WIRE PERFORMANCE AND APPLICATION CHARACTERISTICS, SEE ENVELOPE DRAWINGS 0425-015-0000 AND 0425-017-0000.
2. ALL DIMENSIONS ARE ±.025(0.63) UNLESS OTHERWISE SPECIFIED.
1. ALL DIMENSIONS IN INCHES [MILLIMETERS].

NOTES:

SIGNATURE & DATE	
DR	D. SPENCER 24MAR99
CHK	<i>[Signature]</i> 10/18/01
PE	<i>[Signature]</i> 10/18/01
APPD	R. R. 10-25-01
SCALE 2.5:1 WT	

8 WAY PLUG
W/ REDUCED WIRE SEALS
COLOR: BLACK
CE11 MOD
DT SERIES

ENVELOPE

CP	MATL. CODE
The Deutch Company DEUTSCH I.P.D. 3850 INDUSTRIAL AVE. HEMET, CALIF. 92545	
B DT06-08SA-CE11	
DWG SIZE	CODE 11130 SHEET OF